

GENERAL TECHNICAL CHARACTERISTICS

Reference standards : IEC 61071-60068
 Dielectric : Segmented MKP film
 Construction : Dry construction, filled by solid resin,
 Non-inductive type



ELECTRICAL CHARACTERISTICS

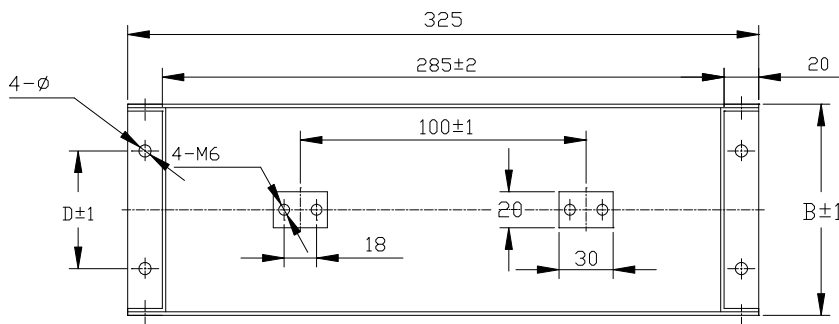
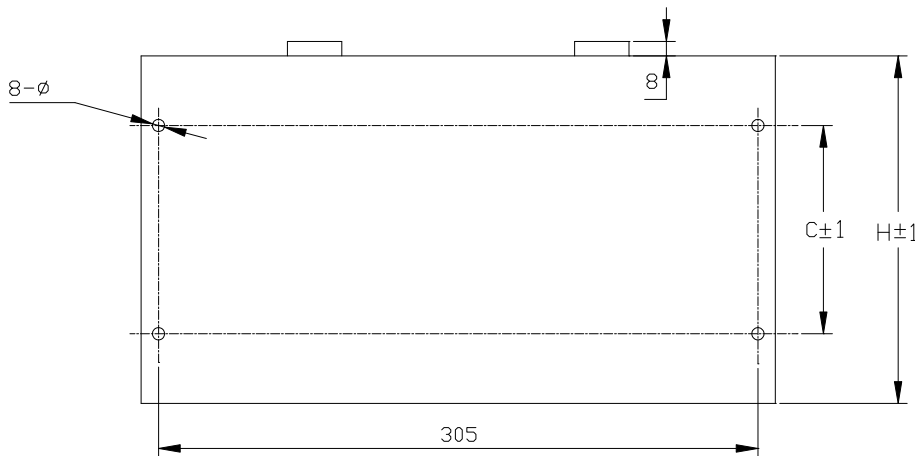
Operating temperature range(case) : - 40 to + 85 °C
 Capacitance : 400 to 6000µF
 Rated Voltage : 800 to 3600 Vdc
 Tolerance : ± 5% ± 10%
 Dissipation factor: $\leq 2.0 \times 10^{-3}$ Measured at 100 Hz and 25°C
 Life expectancy : 100,000 hours at Un and 70 °C

TEST METHODS AND PERFORMANCES

Test voltage between terminals : $1.5 \times U_n$ for 10s at 25 °C
 Test voltage terminal to case : $(1.5 \times U_n + 1000) \text{Vac}$,
 Min 3000Vac, for 60 sec
 Insulation resistance (C*Ri) : ≥ 5000 s

PROTECTION AGAINST OVERVOLTAGES

$1.1 \times U_n$	30% of the service period
$1.15 \times U_n$	30 min/d
$1.2 \times U_n$	5 min/d
$1.3 \times U_n$	1 min/d
$1.5 \times U_n$	100 ms no more than 1000 times




Case code	B	H	C	D	φ
A1	120	160	80	80	7
A2	120	225	100	80	7
A3	120	290	120	80	7
B1	230	225	100	150	9
B2	230	290	120	150	9
B3	230	355	150	150	9

Electrical specifications, ordering codes

Part Number	Cn (µF)	L (mm)	H (mm)	B (mm)	Ls max. (nH)	ESR (mΩ)	Irms (A)	Rth (k/W)	Case code	Weight (Kg)
Un dc 800V										
SHC-800-3000	3000	285	160	120	<120	1.37	110	0.98	A1	8
SHC-800-4500	4500	285	225	120	<120	1.08	140	0.74	A2	11
SHC-800-6000	6000	285	290	120	<120	0.93	160	0.59	A3	14
Un dc 1000V										
SHC-1000-1700	1700	285	160	120	<120	1.70	100	0.98	A1	8
SHC-1000-2600	2600	285	225	120	<120	1.28	130	0.74	A2	11
SHC-1000-3500	3500	285	290	120	<120	1.08	150	0.59	A3	14
Un dc 1200V										
SHC-1200-1200	1200	285	160	120	<120	1.92	90	0.98	A1	8
SHC-1200-1800	1800	285	225	120	<120	1.44	120	0.74	A2	11
SHC-1200-2400	2400	285	290	120	<120	1.21	140	0.59	A3	14
Un dc 1600V										
SHC-1600-680	680	285	160	120	<120	2.37	80	0.98	A1	8
SHC-1600-1000	1000	285	225	120	<120	1.77	110	0.74	A2	11
SHC-1600-1350	1350	285	290	120	<120	1.44	130	0.59	A3	14
Un dc 1800V										
SHC-1800-550	550	285	160	120	<120	2.56	80	0.98	A1	8
SHC-1800-800	800	285	225	120	<120	1.92	100	0.74	A2	11
SHC-1800-1100	1100	285	290	120	<120	1.53	130	0.59	A3	14
Un dc 2000V										
SHC-2000-1300	1300	285	225	230	<120	2.57	100	0.54	B1	21
SHC-2000-1700	1700	285	290	230	<120	2.20	120	0.44	B2	27
SHC-2000-2200	2200	285	355	230	<120	1.93	140	0.37	B3	32
Un dc 2400V										
SHC-2400-900	900	285	225	230	<120	2.89	100	0.54	B1	21
SHC-2400-1200	1200	285	290	230	<120	2.42	120	0.44	B2	27
SHC-2400-1500	1500	285	355	230	<120	2.13	140	0.37	B3	32
Un dc 2800V										
SHC-2800-660	660	285	225	230	<120	3.21	90	0.54	B1	21
SHC-2800-880	880	285	290	230	<120	2.66	110	0.44	B2	27
SHC-2800-1100	1100	285	355	230	<120	2.32	130	0.37	B3	32
Un dc 3200V										
SHC-3200-500	500	285	225	230	<120	3.55	90	0.54	B1	21
SHC-3200-680	680	285	290	230	<120	2.87	110	0.44	B2	27
SHC-3200-850	850	285	355	230	<120	2.50	130	0.37	B3	32
Un dc 3600V										
SHC-3600-400	400	285	225	230	<120	3.83	90	0.54	B1	21
SHC-3600-540	540	285	290	230	<120	3.10	100	0.44	B2	27
SHC-3600-680	680	285	355	230	<120	2.67	120	0.37	B3	32

How to Order:

SHC -1200 – 1800 – A2



Different values Custom design available upon request